

How Switzerland and Germany are applying occupational safety regulations

Matthias Naegele, MSc

Advanced Practice Nurse

HOCH Health Ostschweiz, Cantonal Hospital St. Gallen
Switzerland

Safer Cancer Care Conference, Brussels, 7th March 2025

VFP
APSI Schweizerischer Verein für Pflegewissenschaft
Association suisse Pour les Sciences Infirmières
Swiss Association for Nursing Science

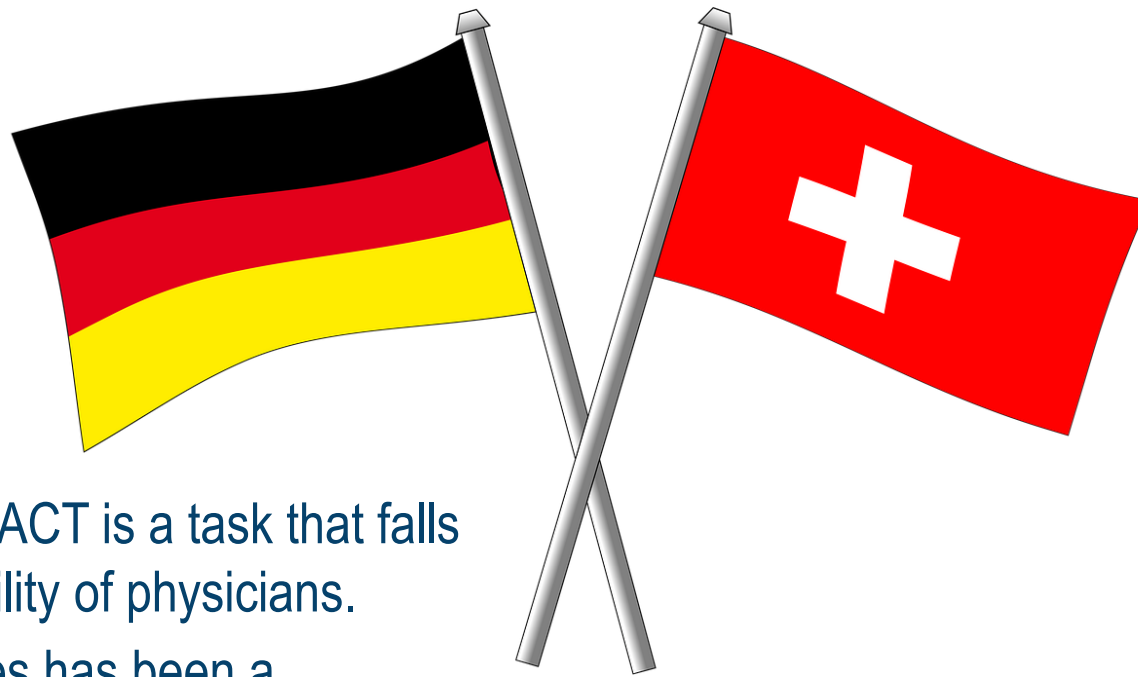
Akademische Fachgesellschaft
Onkologiepflege



DGHO
DEUTSCHE GESELLSCHAFT FÜR
HÄMATOLOGIE UND MEDIZINISCHE ONKOLOGIE

hoch Health
Ostschweiz





The administration of SACT is a task that falls under the responsibility of physicians.

The delegation to nurses has been a controversial issue for many years.

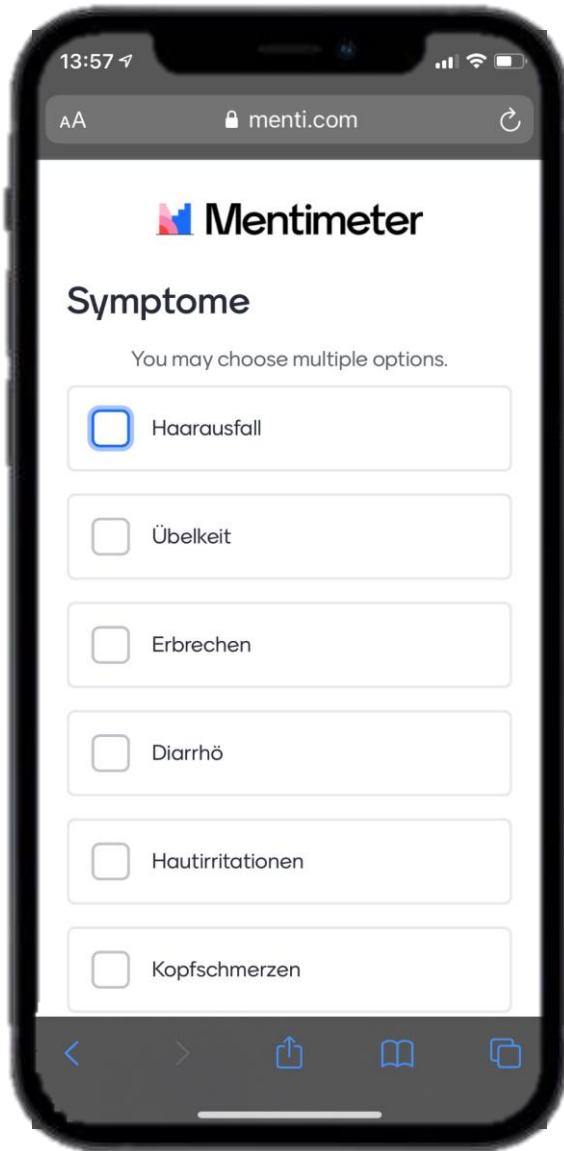
The “Freiburg Model” has made a significant contribution to the development of a delegation processes.

In 2009, the German ONS published a recommendation for the delegation of SACT.

Includes 14 hours of nurse training.

German ONS SACT training courses

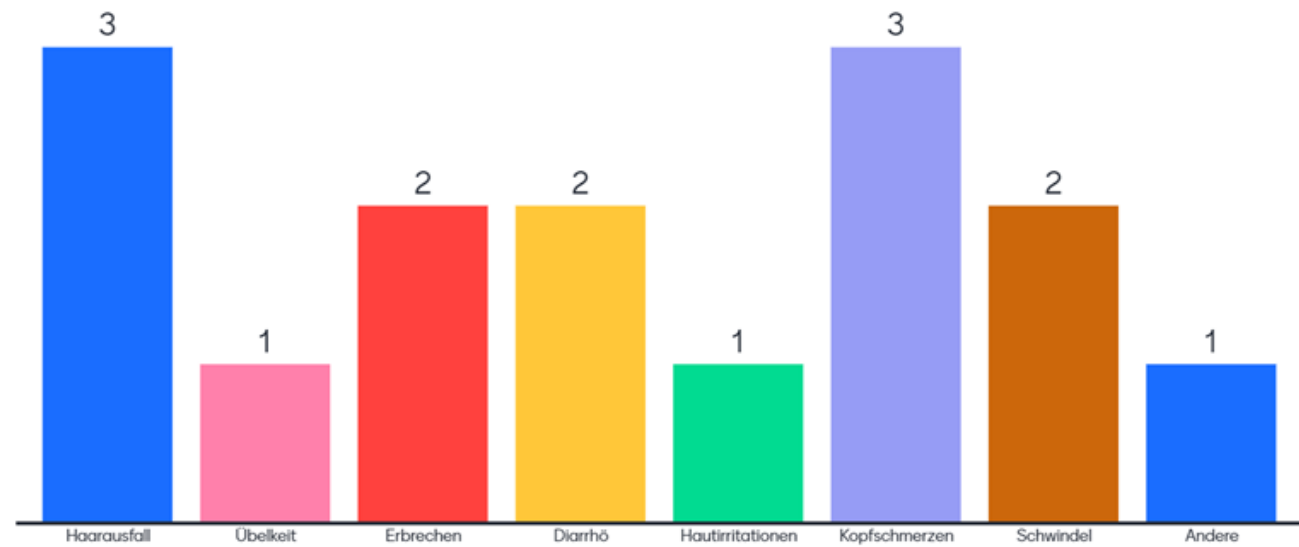




Go to www.menti.com and use the code



Symptome



Methods

Design: Descriptive survey

Setting & sample: Voluntary response sample of 400 oncology nurses from 167 institutions, that visited one of the SACT training courses across Germany between 2017 – 2019

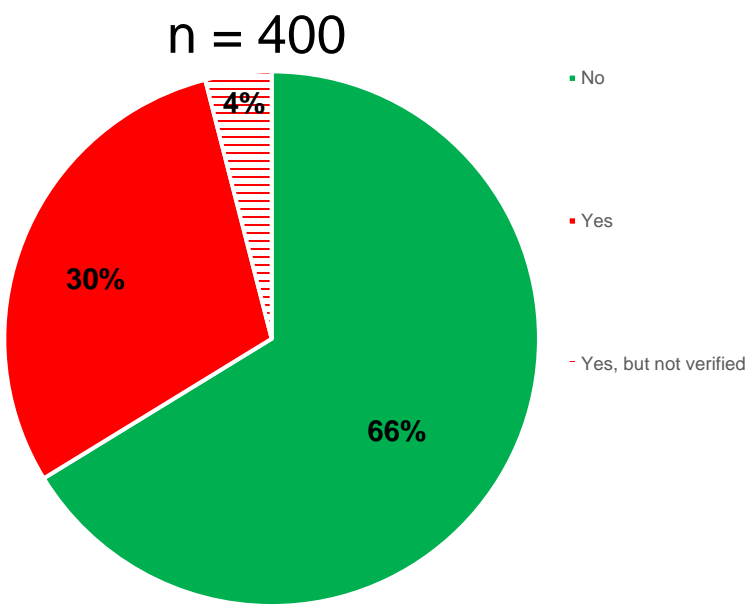
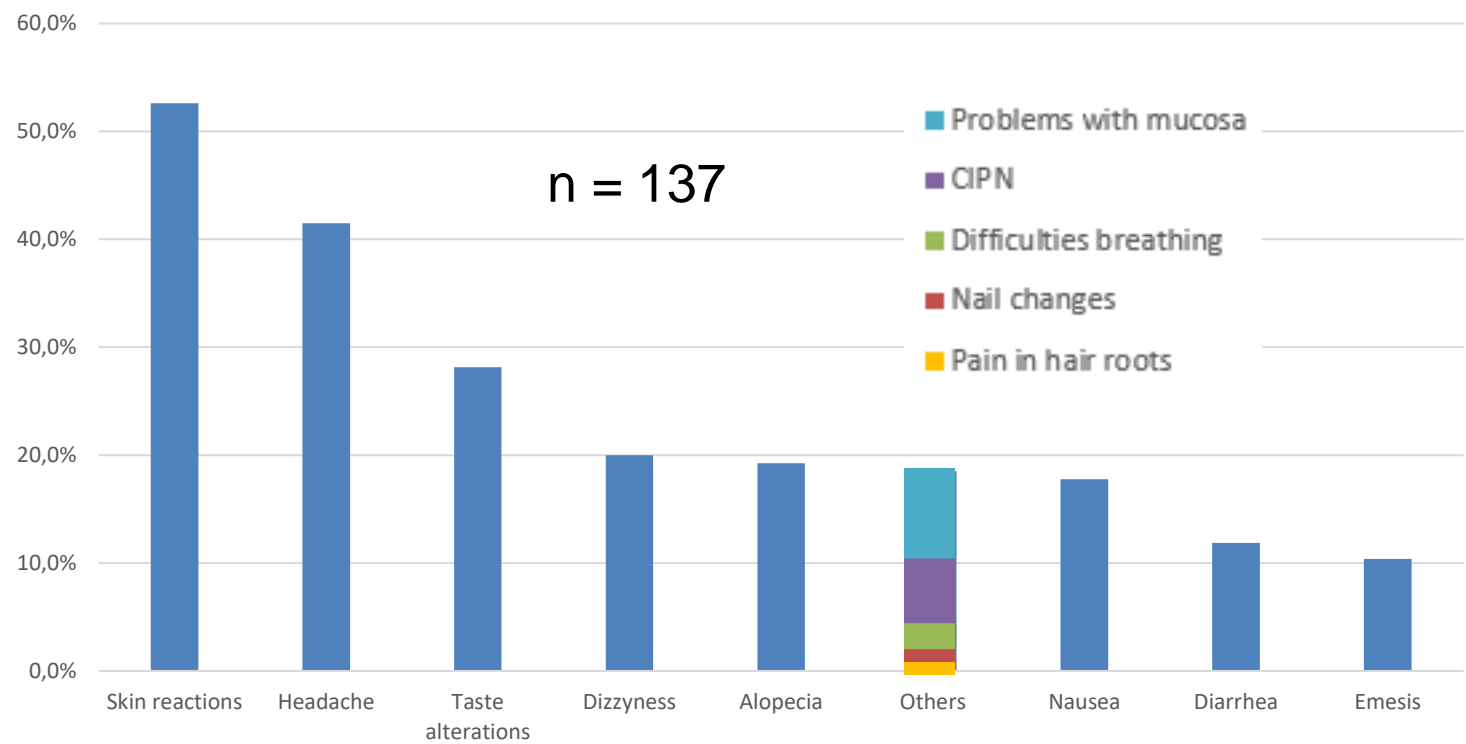
Materials: Mentimeter® app

- Experienced symptoms and brief explanation of the situation
- Application of safety measures in their institutions
- Presumed adherence to safety measures by themselves, their nursing colleagues, the physicians, and the cleaning staff

Statistics: Descriptive

Experienced symptoms

Results



Sex female% 77%

Age		
	20-29y	31%
	30-39y	41%
	40-49y	19%
	50-59y	8%
	60-65y	1%

Years of experience with SACT		
	0-1y	18%
	2-4y	35%
	5-10y	39%
	>10y	8%

Event of exposure		
	0-2y	57%
	3-5y	21%
	6-10y	19%
	>10y	3%



«Because of a non-closed clamp on the IV bag, chemotherapy ran down my arm.»

“The patient pulled out the infusion set from the chemo just as I was about to enter the infusion rate.”

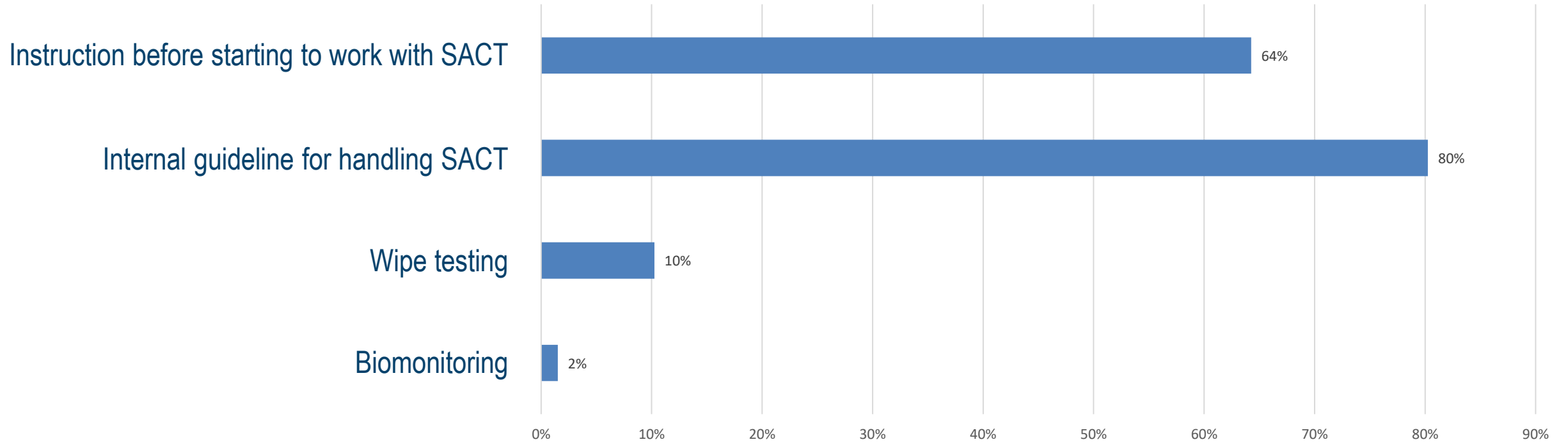
“A few drops always get onto my skin when I change the infusion. After that I always have a bitter taste in my mouth.”

Analysation of Brief Explanations of the Situation

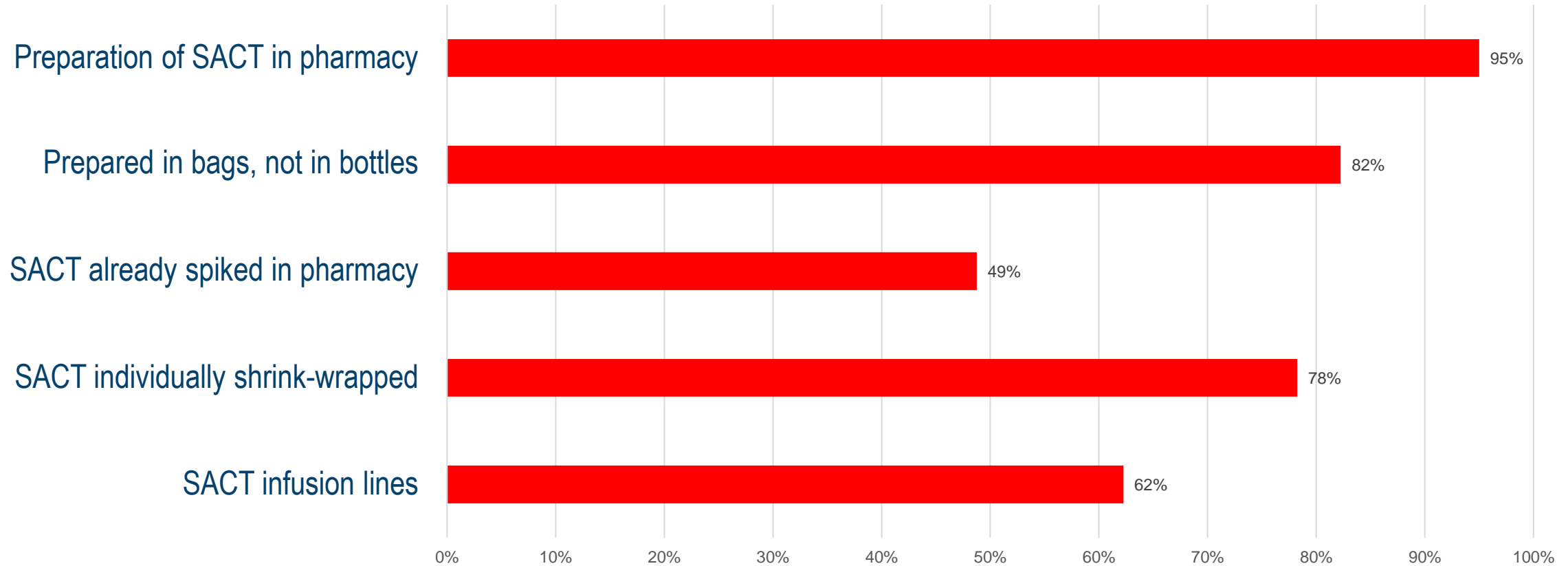
Route of Exposure	n = 137
Skin contact	72%
Inhalation	10%
Difficult to classify	6%
Relationship to SACT unclear	7%
Missings	5%

Causes	n = 119
PPE non adherence	51%
Accident	20%
Organizational reasons	16%
Material defect	7%
No preventive handling	6%

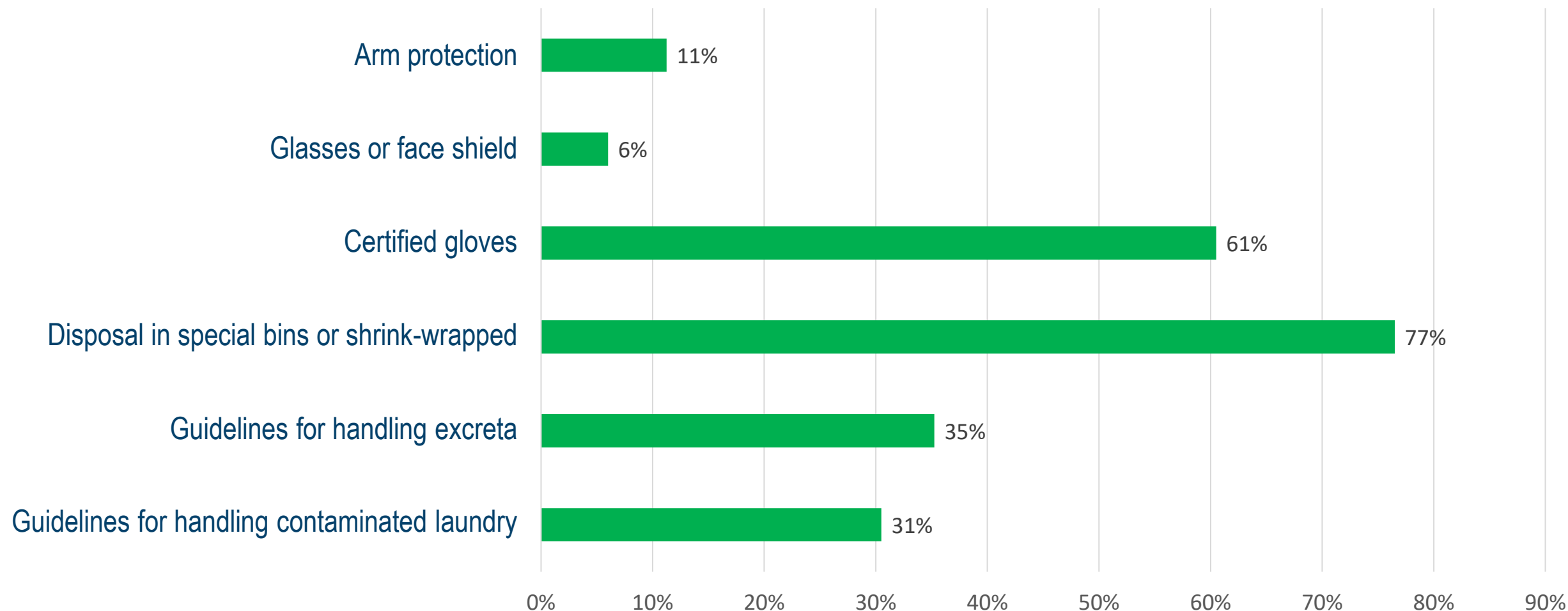
Organizational Safety Measures



Preparation Safety Measures



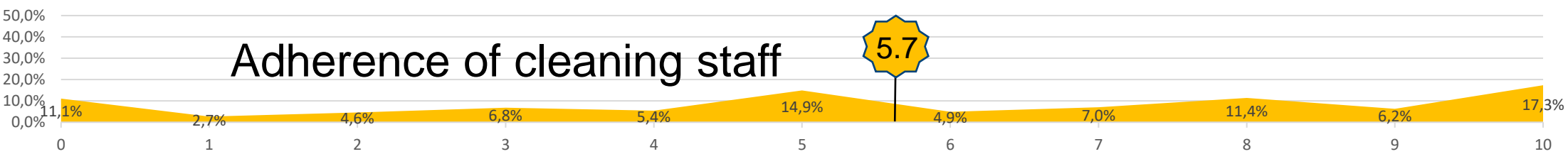
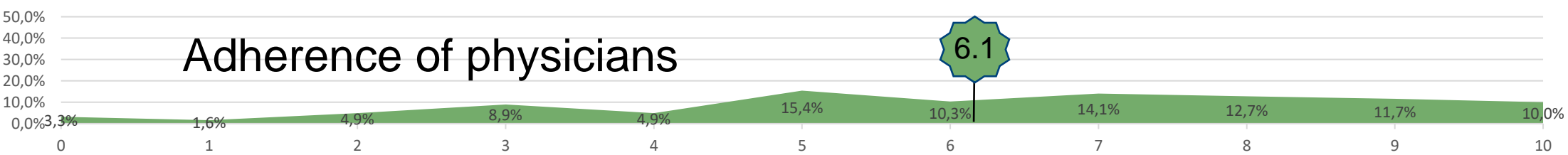
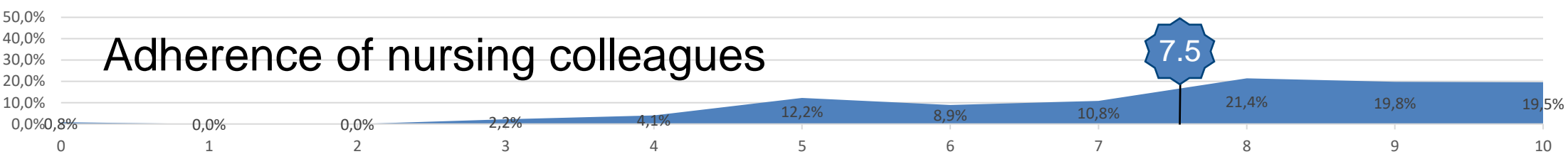
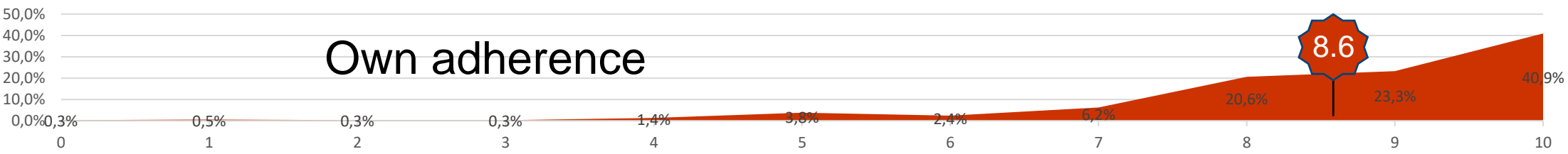
Administration Safety Measures



Presumed adherence to the recommended safety measures

No adherence

Full adherence



Conclusions for Germany

The number of oncology nurses who reported symptoms is alarming

Most common symptoms are skin reactions, headache, and taste alterations

The cause is often non-adherence to PPE, but also accidents, organizational reasons, insufficient material quality, and missing preventive handling

Non of the safety measures is used everywhere, wipe testing is very rare and specific SACT infusion lines are only used in two third of the sample

Implications:

- Strengthen knowledge of oncology nurses and other professionals
- German oncology nurses need support from other health professionals



The administration of SACT is a task that falls under the responsibility of physicians.

The delegation to nurses has been a controversial issue for many years.

The “Freiburg Model” has made a significant contribution to the development of a delegation processes.

In 2009, the German ONS published a recommendation for the delegation of SACT.

Includes 14 hours of nurse training.

No survey in Switzerland, but comparable conditions to those in Germany.

- bag has been punctured when it has been spiked.
- bag had burst in the nurse's hand.
- Luer-Lok infusion line incorrectly connected, SACT was running along the backrest of the patients` chair

In many places, SACT are still prepared by nurses.

The preparation of antibodies comes back to the nurses.

Key issues for clinical practice

We need technical equipment that has been designed and produced for the application of SACT. Politics must set the standards here.



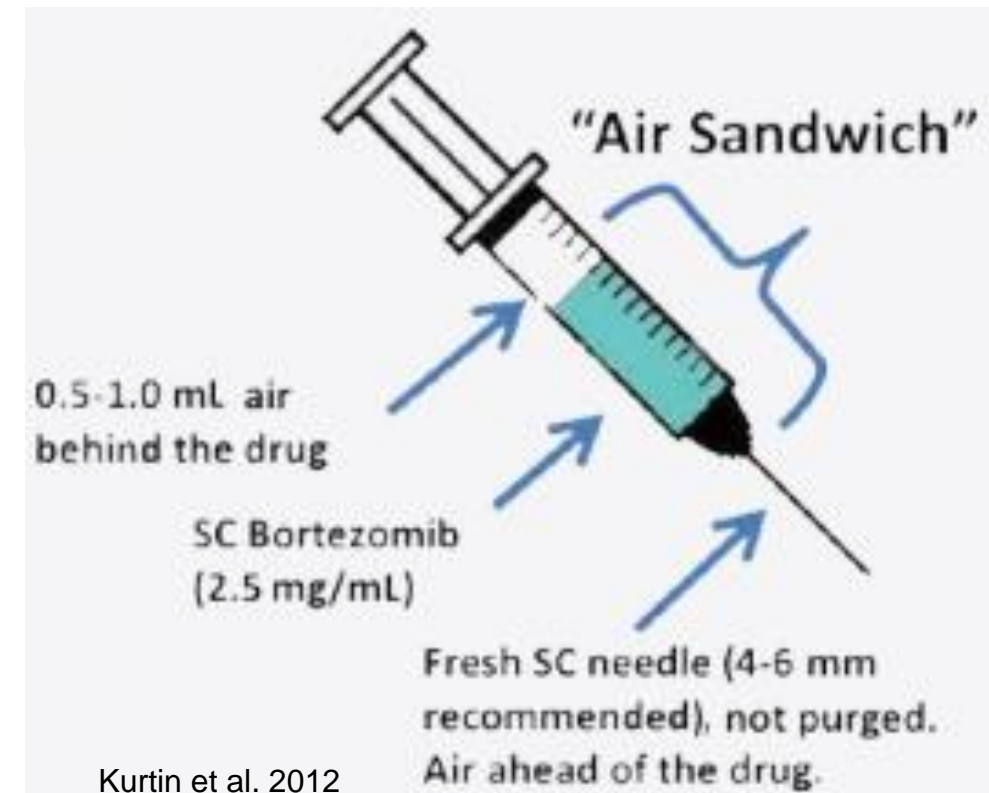
Key issues for clinical practice

We need technical equipment that has been designed and produced for the application of SACT. Politics must set the standards here.

- Clear definition of “closed system”

We need clear statements as to whether antibodies are HMPs or not.

- Prepared by nurses or in the pharmacy
- How to handle subcutaneous antibodies



Key issues for clinical practice

We need technical equipment that has been designed and produced for the application of SACT. Politics must set the standards here.

- Clear definition of “closed system”

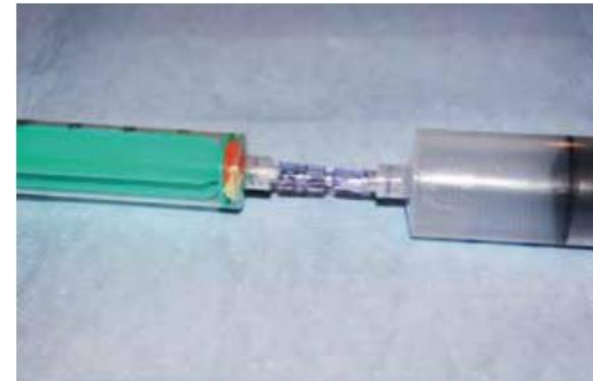
We need clear statements as to whether antibodies are HMPs or not.

- Prepared by nurses or in the pharmacy
- How to handle subcutaneous antibodies

Increase in oral HMPs, even outside oncology departments. Discussion about the possibility of dividing or suspending the the oral HMPs for patients with swallowing disorders.



Ober 2018



Matthias Hellberg-Naegele, MSc, Advanced Practice Nurse, Brussels March 7th, 2025



Matthias Hellberg-Naegele

matthias.hellberg-naegele@h-och.ch

**Thank
You**